

Just Turn & Share™  
Language Arts Centers Series



# Just Conventions

Volume 3

(Grade 3 - 5)

---

Real-World  
Language Arts  
that  
students  
understand

---

**Kathryn Robinson**



WriteMath Enterprises  
Valrico, Florida

The student pages in this publication are designed to be used with appropriate duplicating equipment to reproduce copies for permission classroom use only. WriteMath Enterprises, Inc. grants to classroom teachers **only** to reproduce these student sheets for students in one class per year per book purchased by the school or the teacher him/herself.

Copyright © 2002, 2007, 2012 WriteMath Publications

All rights reserved – Printed in the U.S.A.

Published by WriteMath Enterprises  
2303 Marseille Ct., Valrico, FL 33596

3

- I dedicate this book to *my son, Daniel Robinson,*  
who has always been fascinated  
with unusual animal facts and trivia.
  
- Special thanks to *my husband,*  
*my daughter Christine Francis,* and *husband Jamie*  
for constantly editing, refining, and supporting my dreams.

This book is published by WriteMath Enterprises.

ISBN 978-1-931970-14-3

Graphics from: Corel Draw 9 (Corel Corporation) and Microsoft Publisher

Copyright laws prohibit the duplication of any materials in this publication under penalty of law.

Copyright © 2002, 2007, 2012 Kathryn Robinson

# Introduction

*Just Conventions* is a great center in the *Just Turn & Share* Series. This series gives students **daily** practice in four language arts areas: grammar, capitalization, conventions, and phonetics. After gradually working in a center-based atmosphere, students can tackle all four centers in less than half an hour. This program can be used in conjunction with any regular language arts series. Some students have difficulty attaining proficiency in specific language arts areas due to the limited practice provided by a textbook. *Just Turn & Share* language arts centers provide real-world practice with a variety of language arts concepts. The scientific information about organisms in this book is accurate. The names and dialogue are fictional to provide practice with quotations, titles, and addresses.

The series is designed for a center-based review of concepts or as whole-group overhead instruction for four days per week. These lessons provide practice for 30 weeks of the school year. Each grammar concept is covered for at least one week before a new area is introduced to the students. Mini-lessons based on the convention-of-the-week should be conducted daily.

The new concept for the week is listed in the *Table of Contents*. At the onset of a new concept, we recommend that teachers conduct a mini-lesson before releasing students to work the centers. Each center contains concept-information sheets with student-directions about how to perform individual concepts. These information sheets have a third-grade readability level. I recommend that the information sheets remain at the centers as long as possible to accommodate new students entering the class throughout the year.

## ***Suggestions:***

- The information pages contain open letters (open) to be colored in with bright colors to draw students' eyes to the concept.
- Each center sheet should be placed in a plastic protective cover.

Students self-correct their answer sheets three out of the four days. Self-correction prevents embarrassment and allows students time to seek guidance from the teacher and practice each concept before an assessment. I recommend placing a sign-up sheet in the classroom to allow students to sign up for assistance in their less proficient areas. The teacher can then assist those that have signed up for help during the next day's *Center Time*. The fourth day of each week is teacher-corrected and entered in a grade book. If you have any questions please feel free to e-mail us through our website:

[www.WriteMath.com](http://www.WriteMath.com).

I know that you will have as much fun employing this program as I have had designing it. Remember the program is as simple as *turning each page and sharing* the activities with your class. So go ahead just...

# Turn & Share

with your students.

Graphics from: *Corel Draw 9* (Corel Corporation) & Microsoft *Publisher*

# Contents

Introduction .....	III
Contents.....	V
First Word in a Sentence Information.....	2
End of a Sentence Information.....	3
<i>Week 1: Beginning &amp; Ending Punctuation .....</i>	<i>4</i>
<i>Animals: Mammals – Large Cats</i>	
<i>Week 2: Beginning &amp; Ending Punctuation .....</i>	<i>8</i>
<i>Animals: Mammals - Bears</i>	
Quotation Marks Information .....	12
Quotation Marks + Comma + Said Information.....	13
First Word in a Quotation Information .....	14
<i>Week 3: Quotations .....</i>	<i>15</i>
<i>Animals: Mammals - Cats</i>	
Commas in Direct Address Information.....	19
Quotation Mark Punctuation Information.....	20
<i>Week 4: Direct Address &amp; Quotations.....</i>	<i>21</i>
<i>Animals: Wolves</i>	
Capitalization of Geographic Names Information.....	25
Commas for Items in a List Information.....	26
Colons for Items in a List Information.....	27
<i>Week 5: Nouns .....</i>	<i>28</i>
<i>Animals: Bears</i>	

Proper Noun Information .....	32
Pronoun ‘I’ Information .....	33
Ellipsis for Missing Words & Pauses in Dialogue Information .....	34
<i>Week 6: Proper Nouns &amp; Ellipsis</i> .....	32
<i>Mustelids</i>	
Apostrophe for Plurals of Numbers & Letters Information.....	39
<i>Week 7: Plurals of Numbers &amp; Letters</i> .....	40
<i>Sea Mammals</i>	
Titles with Names Information .....	44
Commas for Separating Interruptions Information.....	45
<i>Week 8: Titles with Names &amp; Interruptions</i> .....	46
<i>Sea Mammals: Seals</i>	
Commas with Yes, No, or Well Information.....	50
Dash for Interruptions Information .....	51
<i>Week 9: Yes, No, Well &amp; Interruptions</i> .....	52
<i>Mammals: Chimpanzees</i>	
Initials Information.....	56
Abbreviations Information .....	57
<i>Week 10: Initials &amp; Abbreviations</i> .....	58
<i>Reptiles: Alligators</i>	
Parentheses Information.....	62
<i>Week 11: Parentheses</i> .....	63
<i>Reptiles: Snakes</i>	
Contractions Information .....	67
<i>Just Turn &amp; Share: Conventions</i>	

<i>Week 12: Contractions</i> .....	68
<i>Reptiles: Snakes</i>	
Apostrophe for Missing Letters & Numbers Information .....	72
<i>Week 13: Missing Letters &amp; Numbers</i> .....	73
<i>Reptiles: Snakes</i>	
Names of Religions, Languages, & Nationalities Information.....	77
Exclamation Point & Interjections Information.....	78
<i>Week 14: Religions, Languages, Nationalities &amp; Interjections</i> .....	79
<i>Reptiles: Cold-blooded Creatures</i>	
Dates Information.....	83
Addresses Information .....	84
<i>Week 15: Dates &amp; Addresses</i> .....	85
<i>Frogs</i>	
Proper Adjectives Information.....	89
Commas for Multiple Adjectives Information.....	90
<i>Week 16: Adjectives</i> .....	91
<i>Salamanders</i>	
Hyphens Information .....	95
<i>Week 17: Hyphens</i> .....	96
<i>Anoles</i>	
Capitals or Not Information .....	100
<i>Week 18: Capitals or Not</i> .....	101
<i>Turtles</i>	
Titles of Long Works Information .....	105
Title Underlining Information.....	106

<i>Week 19: Titles of Long Works</i> .....	107
<i>Insects: Dragonflies</i>	
Quotation Marks for Titles Information.....	111
<i>Week 20: Titles of Short Works</i> .....	112
<i>Insects: Grasshoppers</i>	
Numbers Information .....	116
<i>Week 21: Numbers</i> .....	117
<i>Insects: Mantids</i>	
Commas for Appositives Information.....	121
<i>Week 22: Appositives</i> .....	122
<i>Insects</i>	
Words as Names Information .....	126
<i>Week 23: Words as Names</i> .....	127
<i>Insects</i>	
Friendly Letter Information.....	131
<i>Week 24: Friendly Letter</i> .....	132
<i>Insects: Butterflies</i>	
Possessive Information.....	136
<i>Week 25: Possessives</i> .....	137
<i>Bats</i>	
<i>Week 26: Possessives</i> .....	141
<i>Birds</i>	
Business Letter Information.....	145
<i>Week 27: Business Letter</i> .....	146
<i>Birds: Pigeons</i>	
Quotation Marks for Special Words Information .....	150




<i>Week 28: Special Words</i> .....	151
<i>Birds: Penguins</i>	
Historic Events Information .....	155
Colons for Time Information .....	156
<i>Week 29: Historic Events &amp; Times</i> .....	157
<i>Birds of Prey</i>	
Commas & Independent Clauses Information .....	161
<i>Week 30: Independent Clauses</i> .....	162
<i>Birds: Ratites</i>	
<i>Answer Sheet</i> .....	166
<i>Bibliography</i> .....	181

## **Centers in the ‘Just Turn & Share’ Center Series:**

1. Just Science Grammar
2. Just Research
3. Just Conventions

### **For more information:**

WriteMath Enterprises  
 2303 Marseille Ct. Suite 104  
 Valrico, FL. 33596  
 (813) 657-3896  
[www.WriteMath.com](http://www.WriteMath.com)



# Initials

All initials should be capitalized  
 All initials should be followed by a period.



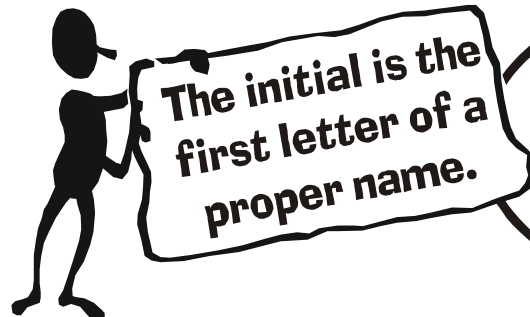
President John Quincy Adams

President John **Q.** Adams  
 initial      period




Susan Brownell Anthony

Susan **B.** Anthony  
 initial      period




**P. F. Runner**  
**J. Edgar Hoover**  
**George W. Bush**



## Abbreviations

The first letter of each part of an abbreviation is capitalized.  
A period is used after each part of an abbreviation.



**Mr.** is the abbreviation for **Mister**  
**Mrs.** is the abbreviation for **Misses**  
**Ms.** is the abbreviation for **Miss(es)**  
**Dr.** is the abbreviation for **Doctor**  
**Sr.** is the abbreviation for **Senior**  
**Jr.** is the abbreviation for **Junior**  
**Esq.** is the abbreviation for **Esquire**  
**M.D.** is the abbreviation for **Medical Doctor**  
**D.V.M.** is the abbreviation for **Doctor of Veterinary Medicine**  
**Ph.D.** is the abbreviation for **Doctor of Philosophy**  
**Gov.** is the abbreviation for **Governor**  
**Prof.** is the abbreviation for **Professor**  
**Capt.** is the abbreviation for **Captain**  
**Pres.** is the abbreviation for **President**  
**V.P.** is the abbreviation for **Vice President**

Postal Abbreviations do not require periods: *NJ* (New Jersey)

# Conventions

## (Day #1)

# Initials

# Abbreviations

Directions: (CCSS.ELA-.L.3.2, L 4.2, L 5.2)


- Write the letter that corresponds to each sentence below on a piece of paper.
- Copy the sentence(s) and add the correct capitalization and punctuation.

**A.** the alligator is the mascot for the u of f (*university of florida*)  
stated p t alexander

**B.** the alligator is found only in the southeastern u s (*united states*)  
from nc (*north carolina*) to tx (*texas*) added m n jasper  
from i r (*institute of reptiles*)

**C.** the only other alligators are found in china and are  
smaller and extremely rare added jason r jacobson

# reptiles



# Conventions

## (Day #2)

Initials


Abbreviations

Directions: (CCSS.ELA-.L.3.2, L 4.2, L 5.2)

- Write the letter that corresponds to each sentence below on a piece of paper.
- Copy the sentence(s) and add the correct capitalization and punctuation.

- A.** larry s booner said well did you know that the word that refers to both amphibians and reptiles is *herptile*
- B.** yes but the only word in the dictionary that refers to a person who studies both of these creatures is herpetologist replied mark s lopez phd from f s u (*florida state university*)
- C.** robert powell phd is a herpetologist from the dominican republic

# reptiles



# Conventions

## (Day #3)

Initials


Abbreviations

Directions: (CCSS.ELA-.L.3.2, L 4.2, L 5.2)

- Write the letter that corresponds to each sentence below on a piece of paper.
- Copy the sentence(s) and add the correct capitalization and punctuation.

- A.** if you don't have a permit, you cannot capture or own an alligator said prof e michael's from the f g f w f c  
*(florida game and fresh water fish commission)*
- B.** the largest alligator ever seen was 19 feet and 2 inches called out mike j roberts from the back of the room
- C.** yes but how old was the oldest alligator ever asked mary g sumter

# reptiles



19 feet, 2 inches

# Conventions

## (Day #4)

Initials


Abbreviations

Directions: (CCSS.ELA-.L.3.2, L 4.2, L 5.2)

- Write the letter that corresponds to each sentence below on a piece of paper.
- Copy the sentence(s) and add the correct capitalization and punctuation.

- A.** well the oldest alligator ever was around 60 years old  
replied dr elder from the a r i (*american reptile institute*)
- B.** the teacher mr roy added the average age of an  
alligator is about 40 - 50 years old
- C.** ssar (*society for the study of amphibians and reptiles*) has regular  
meetings for people who are interested in herpetology

# reptiles



19 feet, 2 inches