

Just Conventions

Volume 3

(Grade 3 - 5)

Real-World
Language Arts
that
students
understand

Kathryn Robinson

WriteMath Enterprises
Valrico, Florida

The student pages in this publication are designed to be used with appropriate duplicating equipment to reproduce copies for permission classroom use only. WriteMath Enterprises, Inc. grants to classroom teachers **only** to reproduce these student sheets for students in one class per year per book purchased by the school or the teacher him/herself.

Copyright © 2002, 2007, 2012 WriteMath Publications

All rights reserved – Printed in the U.S.A.

**Published by WriteMath Enterprises
2303 Marseille Ct., Valrico, FL 33596**

CONTENTS

Introduction	III
Contents.....	V
First Word in a Sentence Information.....	2
End of a Sentence Information.....	3
<i>Week 1: Beginning & Ending Punctuation</i>	<i>4</i>
<i>Animals: Mammals – Large Cats</i>	
<i>Week 2: Beginning & Ending Punctuation</i>	<i>8</i>
<i>Animals: Mammals - Bears</i>	
Quotation Marks Information	12
Quotation Marks + Comma + Said Information.....	13
First Word in a Quotation Information	14
<i>Week 3: Quotations</i>	<i>15</i>
<i>Animals: Mammals - Cats</i>	
Commas in Direct Address Information.....	19
Quotation Mark Punctuation Information.....	20
<i>Week 4: Direct Address & Quotations.....</i>	<i>21</i>
<i>Animals: Wolves</i>	
Capitalization of Geographic Names Information.....	25
Commas for Items in a List Information.....	26
Colons for Items in a List Information.....	27
<i>Week 5: Nouns</i>	<i>28</i>
<i>Animals: Bears</i>	

Proper Noun Information	32
Pronoun ‘I’ Information	33
Ellipsis for Missing Words & Pauses in Dialogue Information	34
<i>Week 6: Proper Nouns & Ellipsis</i>	32
<i>Mustelids</i>	
Apostrophe for Plurals of Numbers & Letters Information.....	39
<i>Week 7: Plurals of Numbers & Letters</i>	40
<i>Sea Mammals</i>	
Titles with Names Information	44
Commas for Separating Interruptions Information.....	45
<i>Week 8: Titles with Names & Interruptions</i>	46
<i>Sea Mammals: Seals</i>	
Commas with Yes, No, or Well Information.....	50
Dash for Interruptions Information	51
<i>Week 9: Yes, No, Well & Interruptions</i>	52
<i>Mammals: Chimpanzees</i>	
Initials Information.....	56
Abbreviations Information	57
<i>Week 10: Initials & Abbreviations</i>	58
<i>Reptiles: Alligators</i>	
Parentheses Information.....	62
<i>Week 11: Parentheses</i>	63
<i>Reptiles: Snakes</i>	
Contractions Information	67
<i>Just Turn & Share: Conventions</i>	

<i>Week 12: Contractions</i>	68
<i>Reptiles: Snakes</i>	
Apostrophe for Missing Letters & Numbers Information	72
<i>Week 13: Missing Letters & Numbers</i>	73
<i>Reptiles: Snakes</i>	
Names of Religions, Languages, & Nationalities Information.....	77
Exclamation Point & Interjections Information.....	78
<i>Week 14: Religions, Languages, Nationalities & Interjections</i>	79
<i>Reptiles: Cold-blooded Creatures</i>	
Dates Information.....	83
Addresses Information	84
<i>Week 15: Dates & Addresses</i>	85
<i>Frogs</i>	
Proper Adjectives Information.....	89
Commas for Multiple Adjectives Information.....	90
<i>Week 16: Adjectives</i>	91
<i>Salamanders</i>	
Hyphens Information	95
<i>Week 17: Hyphens</i>	96
<i>Anoles</i>	
Capitals or Not Information	100
<i>Week 18: Capitals or Not</i>	101
<i>Turtles</i>	
Titles of Long Works Information	105
Title Underlining Information.....	106
<i>Just Turn & Share: Conventions</i>	

<i>Week 19: Titles of Long Works</i>	107
<i>Insects: Dragonflies</i>	
Quotation Marks for Titles Information.....	111
<i>Week 20: Titles of Short Works</i>	112
<i>Insects: Grasshoppers</i>	
Numbers Information	116
<i>Week 21: Numbers</i>	117
<i>Insects: Mantids</i>	
Commas for Appositives Information.....	121
<i>Week 22: Appositives</i>	122
<i>Insects</i>	
Words as Names Information	126
<i>Week 23: Words as Names</i>	127
<i>Insects</i>	
Friendly Letter Information.....	131
<i>Week 24: Friendly Letter</i>	132
<i>Insects: Butterflies</i>	
Possessive Information.....	136
<i>Week 25: Possessives</i>	137
<i>Bats</i>	
<i>Week 26: Possessives</i>	141
<i>Birds</i>	
Business Letter Information.....	145
<i>Week 27: Business Letter</i>	146
<i>Birds: Pigeons</i>	
Quotation Marks for Special Words Information	150

<i>Week 28: Special Words</i>	151
<i>Birds: Penguins</i>	
Historic Events Information	155
Colons for Time Information	156
<i>Week 29: Historic Events & Times</i>	157
<i>Birds of Prey</i>	
Commas & Independent Clauses Information	161
<i>Week 30: Independent Clauses</i>	162
<i>Birds: Ratites</i>	
<i>Answer Sheet</i>	166
<i>Bibliography</i>	181


For more information:

WriteMath Enterprises
 2303 Marseille Ct. Suite 104
 Valrico, FL. 33596
 (813) 657-3896
www.WriteMath.com



First Word in a Sentence

The first letter in a sentence is always capitalized.



_he frog hopped over the rock.



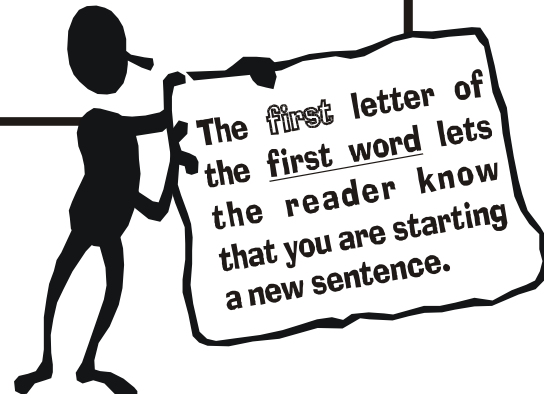
The frog hopped over the rock.

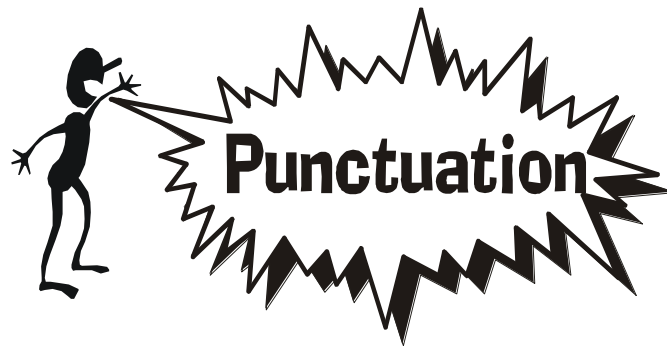


_y mom is baking an apple pie.



My mom is baking an apple pie.





End of a Sentence

The **end** of a sentence must have a punctuation mark.

A declarative sentence needs a period

(**For example:** The dog ran into our house.)

An interrogative sentence needs a question mark

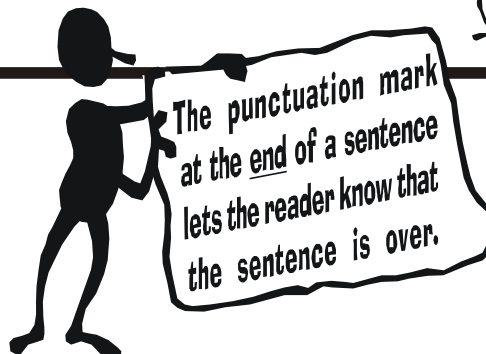
(**For example:** Did the dog run into our house?)

An exclamatory sentence needs an exclamation mark

(**For example:** The dog ran into OUR house!)

An imperative sentence needs a period

(**For example:** Get the dog out of our house.)



Conventions

(Day #1)


Beginning & End of a sentence

Directions: (CCSS.ELA-.L.3.2, L 4.2)

- Write the letter that corresponds to each sentence below on a piece of paper.
- Copy the sentence(s) and add the correct capitalization and ending punctuation.

- A.** the Florida panther is one of the most endangered animals in the world
- B.** do you know what a Florida panther looks like
- C.** the Florida panther has tawny-colored fur

mammals



Conventions

(Day #2)

Beginning & End of a sentence

Directions: (CCSS.ELA-L.3.2, L.4.2)


- Write the letter that corresponds to each sentence below on a piece of paper.
- Copy the sentence(s) and add the correct capitalization and ending punctuation.

A. why does the Florida panther need large areas of land

B. panthers need LARGE areas of land to hunt food

C. do not go near panthers

mammals



Conventions

(Day #3)


Beginning & End of a sentence

Directions: (CCSS.ELA-L.3.2, L 4.2)

- Write the letter that corresponds to each sentence below on a piece of paper.
- Copy the sentence(s) and add the correct capitalization and ending punctuation.

- A.** how far will a panther go for food
- B.** a male panther will hunt for food between 200 and 500 miles
- C.** the Florida panther is sneaky and roams the ranges all alone

mammals



Conventions

(Day #4)

Beginning & End of a sentence

Directions: (CCSS.ELA-L.3.2, L 4.2)

- Write the letter that corresponds to each sentence below on a piece of paper.
- Copy the sentence(s) and add the correct capitalization and ending punctuation.

A. what do panthers eat

B. they mainly eat white-tailed deer, raccoons, opossums, marsh rabbits, and feral pigs

C. did you know that a panther's den is called a lair

mammals

