

*Strand Attack*TM

4th Grade

Daily Practice of the Common Core Standards

by Jamie Francis
& Kathryn Robinson

WriteMath Enterprises, Inc.
Valrico, FL 33596

No parts of this publication may be stored in a retrieval system, or transmitted, in any form, or by any means – electronic, mechanical, photocopying, recording, or otherwise – without the prior written permission of the copyright owner.

Copyright © 2005, 2012 Jamie Francis
All rights reserved – Printed in the U.S.A.
Published by WriteMath Enterprises, Inc.
2303 Marseille Court, Ste 104
Valrico, Florida 33596

Strand Attack[™]

Introduction

Strand Attack[™] is meant to provide daily practice covering the Common Core Math Standards. This book is divided into 30 weeks. Each week contains four days of practice questions and one day of assessment questions. Each day is composed of two questions from the Number Sense Strand and one question from each of the other four strands (Measurement, Geometry, Algebra, and Data Analysis). The answer key immediately follows each week.

Since five different concepts will be presented on a weekly basis, it is very likely that the order of topics within these pages will not align with your county's order of instruction. When you reach a concept that is new to your students, take the extra time to teach it to them now. The students will get at least three more days of practice and an assessment before you move on to another concept within that strand. You will also create a reference point when you come to that concept again within your order of instruction.

In the classroom, each teacher will likely use this resource differently. Our original intention was to use this as bellwork (starter, warm-up) at the beginning of the math period, likely as an overhead transparency. However, there are several effective ways to use this material. The primary concept is to give students continual practice with the concepts they will see on your state's standardized test.

Contents

Introduction	III
Contents	IV
Week 1	1
Periods	
Fraction to Percent	
Parts of a Circle	
Customary Measurements	
Addition Functions	
Data Analysis Terms	
Week 2	7
Number Line	
Fraction to Percent	
Open and Closed Figures	
Customary Measurements	
Subtraction Functions	
Parts of a Pictograph	
Week 3	13
Number Line	
Decimal to Fraction	
Quadrilaterals	
Customary Measurements	
Addition and Subtraction Functions	
Parts of a Circle Graph	
Week 4	19
Number Line	
Decimal to Fraction	
Quadrilaterals	
Precise Measurements	
Addition Number Patterns	
Parts of a Bar Graph	
Week 5	25
Review	
Week 6	31
Place Value	
Decimal to Fraction	
Pyramids	
Nonstandard Measurements	
Subtraction Functions	
Parts of a Double Bar Graph	

Week 7.....	37
Place Value	
Decimal to Fraction	
Polyhedrons	
Perimeter of Polygons	
Multiplication Functions	
Parts of a Line Graph	
Week 8.....	43
Place Value	
Word Form to Fraction and Decimal	
Similar Polygons	
Area of Squares and Rectangles	
Input – Output Table	
Histogram vs. Bar Graph	
Week 9.....	49
Comparing Decimals Using Inequalities	
Comparing Fractions Using Inequalities	
Congruent Polygons	
Perimeter and Area of Squares and Rectangles	
Input – Output Table	
Line Graph Terms	
Week 10.....	55
Review	
Week 11.....	61
Ordering Decimals	
Ordering Fractions	
Angles	
Customary Volume Conversions	
One Step Addition Equations	
Creating a Line Graph	
Week 12.....	67
Ordering Decimals	
Ordering Fractions	
Measuring Angles	
Customary Volume Conversions	
One Step Subtraction Equations	
Creating a Line Graph	
Week 13.....	73
Inequality Statements	
Word Form to Standard Form – Mixed Numbers	
Measuring Angles	
Customary Weight Conversions	
One Step Multiplication Equations	
Circle Graphs	

Week 14	79
<ul style="list-style-type: none"> Inequality Statements Identifying Remaining Fraction of a Whole Triangles Customary Temperatures One Step Multiplication Equations Choosing an Appropriate Type of Graph 	
Week 15	85
<ul style="list-style-type: none"> Review 	
Week 16	91
<ul style="list-style-type: none"> Number Line Value Translations Estimating Time Intervals One Step Division Equations Measures of Central Tendency 	
Week 17	97
<ul style="list-style-type: none"> Ordering Numbers Value Reflections Duration of Time Word Problems with Addition and Subtraction Equations Measures of Central Tendency 	
Week 18	103
<ul style="list-style-type: none"> Addition and Subtraction Fact Families – Whole Numbers Addition and Subtraction Fact Families – Fractions Rotations Duration of Time Graphing Equations Determining Range from a Line Graph 	
Week 19	109
<ul style="list-style-type: none"> Multiplication and Division Fact Families – Whole Numbers Multiplication and Division Fact Families – Fractions Two Step Transformations Metric Length Conversions Word Problems with Multiplication and Subtraction Equations Determining Range from a Line Graph 	
Week 20	115
<ul style="list-style-type: none"> Review 	
Week 21	121
<ul style="list-style-type: none"> Commutative Properties of Addition and Multiplication Two Step Addition / Subtraction Word Problems Two Step Transformations Metric Volume Conversions Equation Word Problems Linear Combinations 	

Week 22	127
Associative Properties of Addition and Multiplication Two Step Addition / Subtraction Word Problems Rotations by Degrees Metric Mass Conversions Equation Word Problems Linear Combinations	
Week 23	133
Associative and Commutative Properties of Addition and Multiplication Two Step Multiplication / Division Word Problems Rotations by Degrees Metric Mass Conversions Verbal Expression to Variable Expression Representing Possible Outcomes	
Week 24	139
Zero and Identity Properties of Multiplication Two Step Word Problems Rotations by Degrees Using the Appropriate Measurement Tool Variable Expression to Verbal Expression Simple Probabilities	
Week 25	145
Review	
Week 26	151
Distributive Property Two Step Word Problems One Quadrant Grid Measuring Volume of an Object Addition Inequalities Simple Probabilities – Coins and Spinners	
Week 27	157
Adding and Subtracting Fractions with Like Denominators Two Step Word Problems One Quadrant Grid Perimeter, Area, and Volume Addition and Subtraction Inequalities Simple Probabilities – Number Cubes	
Week 28	163
Factors Two Step Word Problems Two Quadrant Grid Perimeter, Area, and Volume Multiplication and Division Inequalities Predicting Trends	

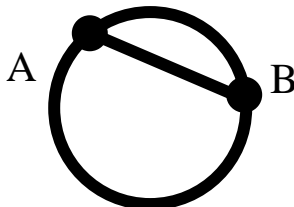
Week 29.....	169
Greatest Common Factor	
Two Step Word Problems	
Two Quadrant Grid	
Comparing Measurements	
Multiplication and Division Inequalities	
Predicting Trends	
Week 30.....	175
Review	

Day 1

1. Rewrite the following number including placing commas in the correct places. Also label each of the periods.

1234

2. Jamie ordered a large pizza for lunch, but realized that he wasn't as hungry as he had thought and only ate $\frac{1}{4}$ of the pizza. Write the portion of the pizza that Jamie ate as a percentage.
3. The segment shown below is called a _____ of the circle.



4. If there are twelve inches in one foot, how many inches are in two feet?
5. Using the function $y = x + 1$ complete the following table.

x	y
0	
1	
2	
3	

6. Which of the following terms is defined as a method of collecting data from a group of people?
- a.) survey b.) data c.) fact d.) opinion

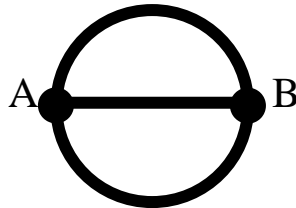
Day 2

1. Rewrite the following number including placing commas in the correct places. Also label each of the periods.

56789

2. Chrissy made a cake for dessert but couldn't wait to try a piece and ended up eating $\frac{1}{2}$ of the cake. Write the portion of the cake that Chrissy ate as a percentage.

3. The segment shown below is called a _____ of the circle.



4. If there are three feet in one yard, how many feet are in two yards?
5. Using the function $y = x + 2$ complete the following table.

x	y
1	
2	
3	
4	
5	

6. Which of the following terms is defined as the information collected from a survey?
- a.) survey b.) data c.) fact d.) opinion

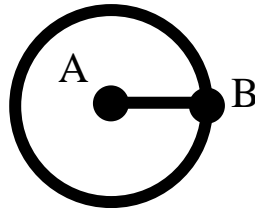
Day 3

1. Rewrite the following number including placing commas in the correct places. Also label each of the periods.

486749

2. Taylor makes an allowance of one dollar per week. She spent $\frac{1}{4}$ of it on a pack of gum. Write the portion of Taylor's allowance that she spent on gum as a percentage.

3. The segment shown below is called a _____ of the circle.



4. If there are 12 inches in one foot, how many inches are in half of a foot?
5. Using the function $y = x + 3$ complete the following table.

x	y
2	
3	
4	
5	
6	

6. Which of the following terms is defined as true information?
a.) survey b.) data c.) fact d.) opinion

Day 4

1. Rewrite the following number including placing commas in the correct places. Also label each of the periods.

3954764

2. Madison loves apple pie. She loves it so much that she ate $\frac{1}{2}$ of an apple pie in one sitting. Write the portion of the apple pie that Madison ate as a percentage.
3. What is the distance around a circle called?
4. If there are 3 feet in one yard, how many feet are in half of a yard?
5. Using the function $y = x + 4$ complete the following table.

x	y
3	
4	
5	
6	
7	


6. Which of the following terms is defined as a person's beliefs about a certain topic?
- a.) survey b.) data c.) fact d.) opinion

Day 5
Assessment

1. Rewrite the following number including placing commas in the correct places. Also label each of the periods.

77849385

2. Chris loves playing video games. He spends $\frac{1}{4}$ of his weekly allowance on video games every Saturday afternoon. Write the portion of Chris' allowance that he spends on video games as a percentage.
3. Point A in the picture below is the _____ of the circle.



4. How many inches are in one foot?
How many feet are in one yard?
5. Using the function $y = x + 5$ complete the following table.

x	y
0	
2	
4	
6	
8	

6. Which of the following terms is defined as a method of collecting data from a group of people?
- a.) survey b.) data c.) fact d.) opinion

Answers

Day 1

1. 1,234
thousands, ones
2. 25%
3. chord
4. 24 inches

5.

x	y
0	1
1	2
2	3
3	4

6. a.) survey

Day 2

1. 56,789
thousands, ones
2. 50%
3. diameter
4. 6 feet

5.

x	y
1	3
2	4
3	5
4	6
5	7

6. b.) data

Day 3

1. 486,749
thousands, ones
2. 25%
3. radius
4. 6 inches

5.

x	y
2	5
3	6
4	7
5	8
6	9

6. c.) fact

Day 4

1. 3,954,764
millions, thousands, ones
2. 50%
3. circumference
4. 1½ feet

5.

x	y
3	7
4	8
5	9
6	10
7	11

6. d.) opinion

Day 5

1. 77,849,385
millions, thousands, ones
2. 25%
3. center
4. 12 inches in one foot
3 feet in one yard

5.

x	y
0	5
2	7
4	9
6	11
8	13

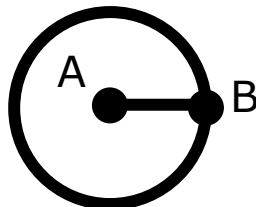
6. a.) survey

Day 1

1. Rewrite the following number including placing commas in the correct places. Also label each of the periods.

84258

2. Chrissy made a cake for dessert but couldn't wait to try a piece and ended up eating $\frac{1}{2}$ of the cake. Write the portion of the cake that Chrissy ate as a percentage.
3. The segment shown below is called a _____ of the circle.



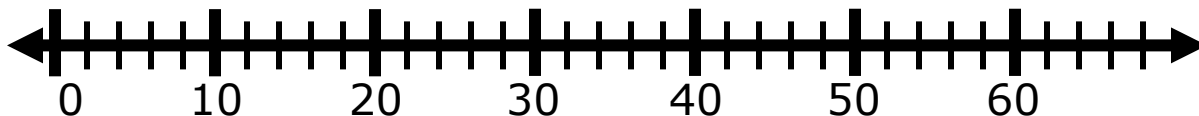
4. If there are 3 feet in one yard, how many feet are in half of a yard?
5. Using the function $y = x + 5$ complete the following table.

x	y
0	
2	
4	
6	
8	

6. Which of the following terms is defined as the name of a pictograph?
- a.) title b.) labels c.) intervals d.) key

Day 2

1. Using the number line shown below, determine where the number 21 would be placed.




2. Dan sold $\frac{3}{4}$ of his baseball cards to buy a comic book. Write the portion of Dan's baseball cards that he sold as a percentage.
3. Is the figure shown below open or closed?



4. How many yards are in one mile?
5. Using the function $y = 8 - x$ complete the following table.

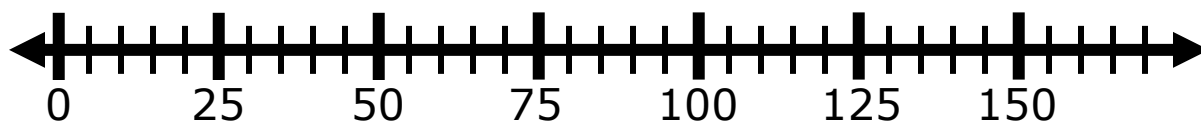
x	2	4	7	11
y				

6. What is the title of the graph below?



Day 3

1. Using the number line shown below, determine where the number 130 would be placed.



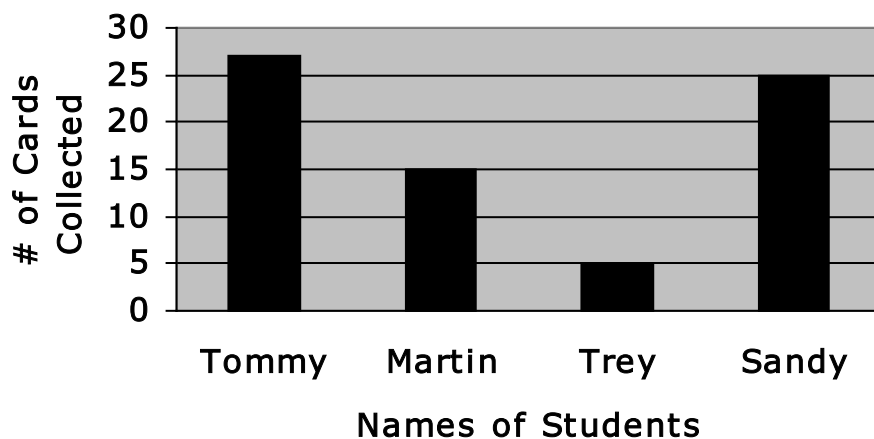
2. Taylor weighed 8.8 pounds when she was born. Write Taylor's weight as a fraction.
3. What type of quadrilateral is shown below?



4. How many feet are in one yard?
5. Complete the following number pattern.

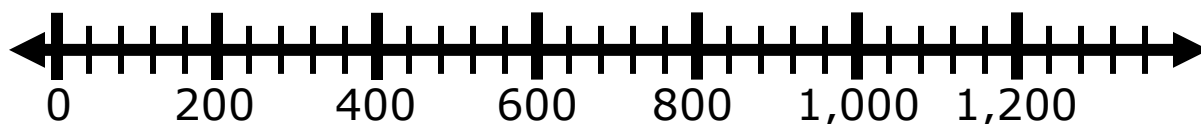
2, 3, 4, 5, __, __

6. What are the labels for the following bar graph?

Baseball Cards Collected

Day 4

- Using the number line below, determine where the number 440 would be placed.



- Allen is the fastest runner in his class. Today at recess he ran around the entire playground in 3.16 minutes. Write the amount of time that it took for Allen to run around the playground as a fraction.

- What type of quadrilateral is shown below?

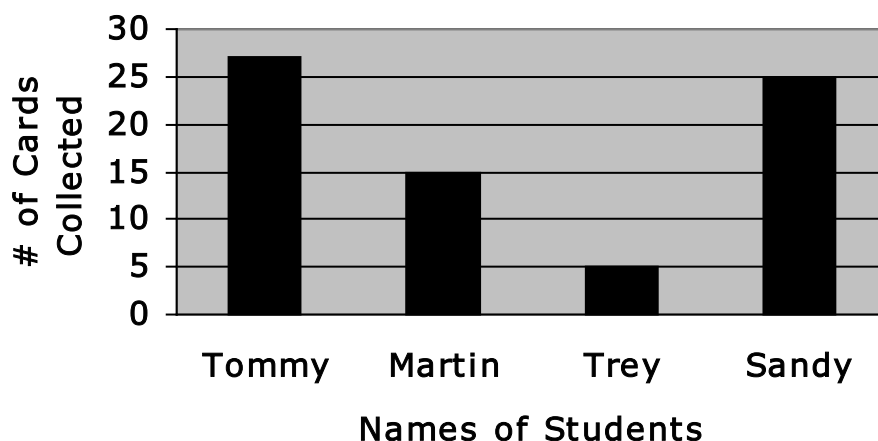


- If there are 3 feet in one yard, how many feet are in two yards?
- Using the function $y = 1 + x - 2$ complete the following table.

x	0	1	2	3
y				

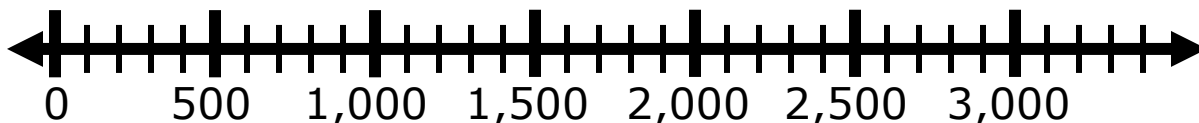
- What is the interval being used in the bar graph?

Baseball Cards Collected




Day 5
Assessment

1. Using the number line below, determine where the number 650 would be placed.



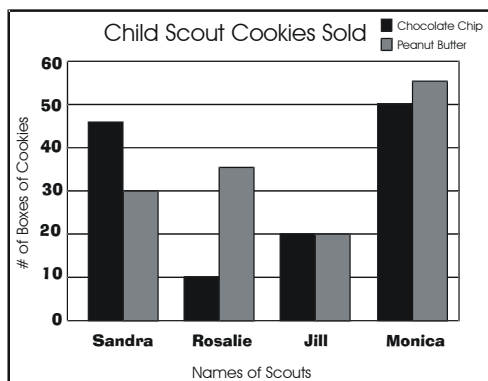
2. Taylor makes an allowance of one dollar per week. She spent $\frac{1}{4}$ of it on a pack of gum. Write the portion of Taylor’s allowance that she spent on gum as a percentage.
3. What type of polyhedrons are shown below?



4. Find the height of your chair using your index finger as your unit of measure.
5. Using the function $y = x - 3$ complete the following table.

x	3	4	6	9
y				

6. What is the key being used for the following double-bar graph?



Answers

Day 1

1. 1,234
thousands, ones
2. 50%
3. radius
4. 1.5 feet
- 5.

x	y
0	5
2	7
4	9
6	11
8	13

6. a.) title

Day 2

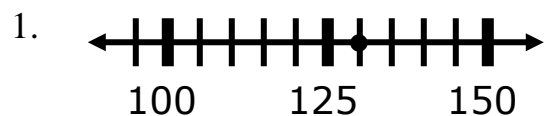


2. 75%
3. closed
4. 1,760 yds
- 5.

x	2	4	7	11
y	6	4	1	-3

6. Jenny's 60-Minute Dance Practice

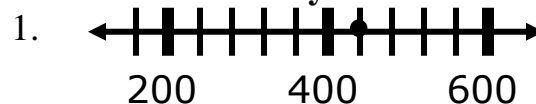
Day 3



2. $8 \frac{8}{10}$

3. rectangle
4. 3 ft
5. 6, 7
6. Names of Students
of Cards Collected

Day 4



2. $3 \frac{16}{100}$
3. parallelogram
4. 6 ft

- 5.

x	0	1	2	3
y	-1	0	1	2

6. interval of 5 (# of Cards Collected)

Day 5



2. 25%
3. pyramids
4. answers will vary

5.

x	3	4	6	9
y	0	1	3	6

6. black = chocolate chip cookies
gray = peanut butter cookies